



SHORT PRODUCT CATALOG

NOTES

- Presented products are just selected part from our **6000+** wide offering
- This is short presentation without full detailed description. For more details please read our branch catalogues or contact our sales office
- Each product is subject to customization or modification if requested by the customer
- In addition to finished products, we also offer design and production services for non-standard lifting devices according to customer requirements
- Each product is marked with the UKCA conformity mark, has an UKCA declaration of conformity, issued by the manufacturer, confirming on his sole responsibility that the marked product meets the relevant regulatory requirements

Craneplex Ltd. reserves the right to possible modifications and changes in the construction, materials and specifications of individual products. We have made every effort to ensure that the information presented is reliable and helpful, however, we are not responsible for the effects of actions taken on the basis of these contents. This material does not constitute an offer within the meaning of the Civil Code and is for informational or educational purposes only. The information provided in this publication is intended to help the reader to gain an overall understanding of the technical aspects of our offer and to select the best solutions. All products described in the catalogue have appropriate approvals, instructions and certificates. The entire publication is the property of Craneplex Ltd. and is a work within the meaning of the Act of 4 February 1994 on Copy-right and Related Rights (Journal of Laws No 90, item 631). No part of it may be distributed or copied in any way (electronic, mechanical or other) without written consent of Craneplex Ltd.

CRANES

MOBILE
SLEWING JIB CRANES

ALPHA 100

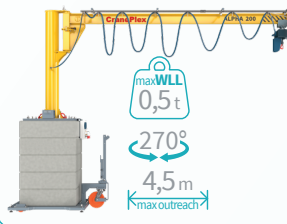


maxWLL
0,5t

360°

4,5m
max outreach

ALPHA 200



maxWLL
0,5t

270°

4,5m
max outreach

ALPHA 300



maxWLL
0,5t

270° 300°

4,5m
max outreach

ALPHA 500



maxWLL
125 kg

270°

5,0m
max outreach

COLUMN-mounted
SLEWING JIB CRANES

BETA 100



maxWLL
5,0t

360°

12,0m
max outreach

BETA 200




maxWLL
2,0t

270°

7,0m
max outreach

BETA 250

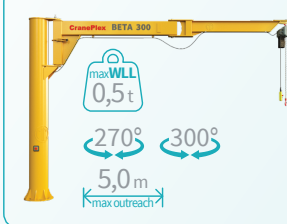


180° 180°

maxWLL
2,0t

7,0m
max outreach

BETA 300



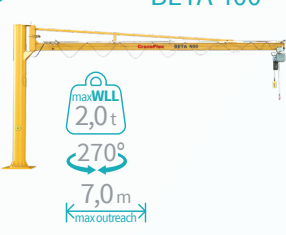
maxWLL
0,5t

270° 300°

5,0m
max outreach

COLUMN-mounted
SLEWING JIB CRANES

BETA 400



maxWLL
2,0t

270°

7,0m
max outreach

BETA 500

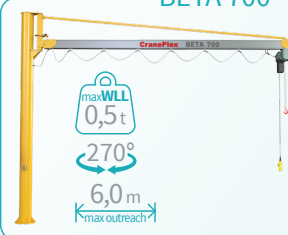


maxWLL
125 kg

270°

5,0m
max outreach

BETA 700



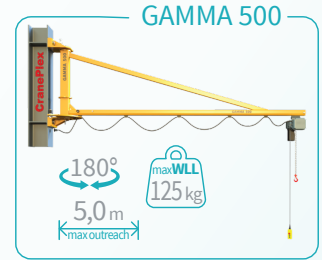
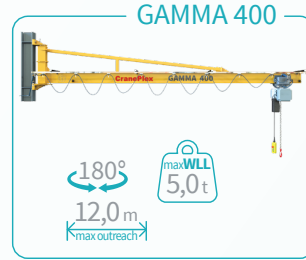


maxWLL
0,5t

270°

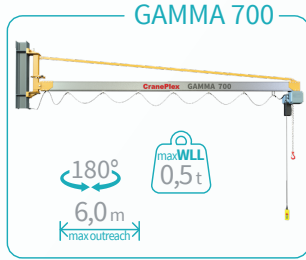
6,0m
max outreach

CRANES

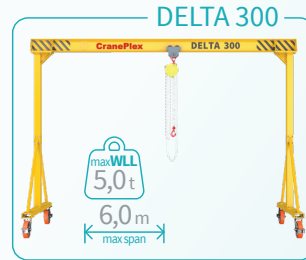
WALL-mounted
SLEWING JIB CRANES



WALL-mounted
SLEWING JIB CRANES



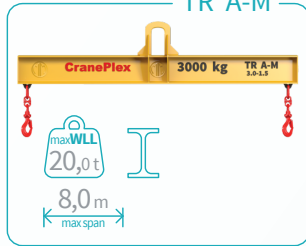
MOBILE
GANTRY CRANES



LIFTING BEAMS

LIFTING beams

TR A-M



CranePlex 3000 kg TR A-M 2.0-1.5

maxWLL 20,0t

8,0m max span

Adjustable TRR A-M

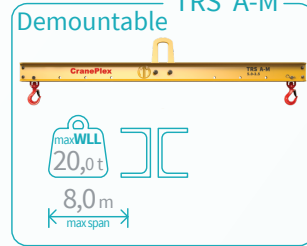


CranePlex 5000 kg TRR A-M 1.5-1

maxWLL 20,0t

8,0m max span

Demountable TRS A-M



CranePlex TRS A-M 1.5-1

maxWLL 20,0t

8,0m max span

Aluminium TRAL A-M



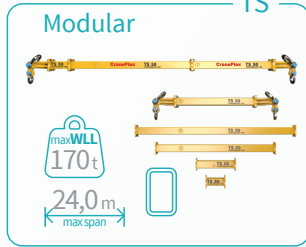
CranePlex TRAL A-M 4.0-1 3000 kg

maxWLL 4,0t

6,0m max span

SPREADER beams

Modular TS



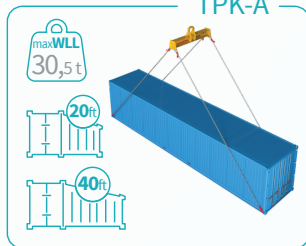
CranePlex TS 24.0

maxWLL 170t

24,0m max span

LIFTING beams for CARGO CONTAINERS

TPK-A

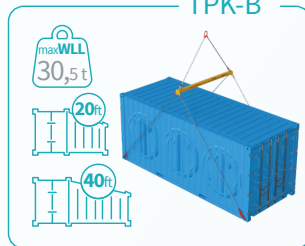


maxWLL 30,5t

20ft

40ft

TPK-B

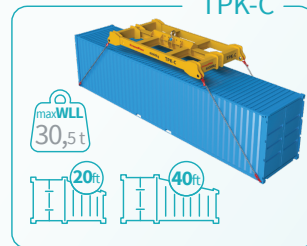


maxWLL 30,5t

20ft

40ft

TPK-C

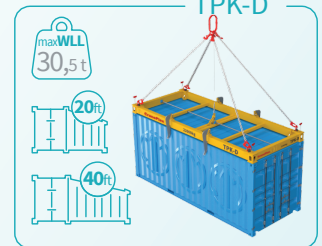


maxWLL 30,5t

20ft

40ft

TPK-D




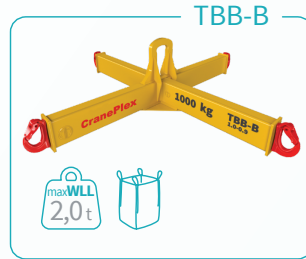
maxWLL 30,5t

20ft

40ft

LIFTING beams for
BIG-BAG and FIBC

LIFTING BEAMS



WIRE COIL
3-Arm INNER Tong



WIRE COIL
3-Arm INNER Tong



WIRE COIL LIFTING CLAMPS

WIRE COIL
2-Arm INNER Tong

CH-M

maxWLL
5,0t




ID 500-850 mm

CH-MW

maxWLL
3,0t







ID 550-800 mm

WIRE COIL
4-Arm INNER Tong

CH-B

maxWLL
3,0t

ID 550-850 mm

CH-BP

maxWLL
3,0t





ID 550-650 mm

CH-NW

maxWLL
3,0t








ID 540-640 mm

WIRE COIL
4-Arm OUTER Tong

CH-A




maxWLL
5,0t

OD 850-1500 mm

CH-T

maxWLL
5,0t

OD 646-1400 mm

CH-TO

maxWLL
3,0t








OD 1000-1170 mm

CH-TP

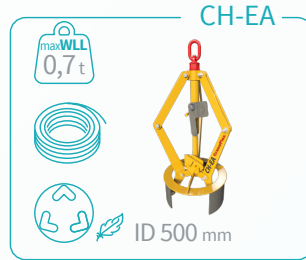
maxWLL
5,0t

OD 700-1200 mm

WIRE COIL LIFTING CLAMPS

WIRE COIL
3-Arm INNER Tong






WIRE COIL
hooks



RAILROAD CLAMPS

WHEEL
lifting clamps



RAILROAD CLAMPS

SLEEPERS
lifting clamps


HCW-C



maxWLL
500 kg

HCC

x5 or x10




maxWLL
3,5 t

2,3-2,6 m
working span

HCE

4x3




maxWLL
4,3 t

2,3-2,6 m
working span

RAIL
lifting clamps

HPA

S49, R50, S54
UIC54, UIC60




BV50

maxWLL
1,25 t

HPB

S49, R50
S54, UIC60



maxWLL
2,0 t

HPD

S49
S60



maxWLL
2,0 t

HPG

S49, R50
S54, UIC60



maxWLL
5,0 t

RAIL
lifting clamps

HPH

S49, R50, S54
S60, UIC60



maxWLL
3,0 t

HPI

S49, R50, S54
S60, UIC60



maxWLL
5,0 t

HPX


SP100



maxWLL
2,0 t

HPV

S49, S54
S60



maxWLL
1,5 t

RAILROAD CLAMPS

RAIL
lifting clamps

HPL



max
5 x S49



maxWLL
5,0t

HPL-D



max
6 x S4E1



maxWLL
6,0t

RAIL
lifting roll carriers

HPM



S49, R50
S54, UIC60



maxWLL
2,0t

HPN



S49, R50
S54, UIC60



maxWLL
2,0t

HPO




S49, S54
S60




maxWLL
2,0t

RAIL
pulling clamps

HPP



S49



maxWLL
7,0t

HPR



S49, R50
S54, UIC60



maxWLL
2,5t

HPS



S54, UIC60
S49, R50



maxWLL
15t

HPT



S54, UIC60
S49, R50



maxWLL
10t

RAILROAD CLAMPS

RAIL
pulling clamp

HPY

60E1
S49, R50




maxWLL
22t

RAIL
operating handle

HPW

S49, R50, UIC54
S54, UIC60




RAIL
reverse lifting clamp

HPZ

S60




maxWLL
2,0t

RAIL
turning clamp

HPU

S49, R50, UIC54
S54, UIC60, S60





maxWLL
2,0t

CLAMPS FOR SHEET METAL

PLATE
clamps
vertical

DE

47
mm
initial GRIP
CAMMO



maxWLL
3,0t

0-35 mm
max gripping range

DE-ZU

47
mm
initial GRIP
CAMMO



maxWLL
3,0t

0-35 mm
max gripping range

DE-P

initial GRIP
CAMMO




maxWLL
2,0t

0-50 mm
max gripping range

DE-PL

initial GRIP
CAMMO



maxWLL
0,5t

0-220 mm
max gripping range

CLAMPS FOR SHEET METAL

PLATE clamps
vertical

DE-T

TR40/183

maxWLL
0,2t

0-55 mm
max gripping range



PLATE clamps
horizontal


DE-J

37 HRC

maxWLL
5,0t

100-250 mm
max gripping range

to work in pairs



DE-M

maxWLL
3,0t

0-55 mm
max gripping range

initial GRIP CAMM

to work in pairs

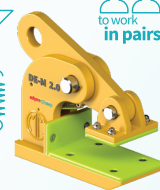



PLATE clamps
horizontal

DE-MC

maxWLL
20t

0-150 mm
max gripping range

to work in pairs



DE-C


37 HRC

maxWLL
5,0t

0-60 mm
max gripping range

initial GRIP CAMM

to work in pairs



DE-CL

37 HRC

maxWLL
12t

0-100 mm
max gripping range

to work in pairs




PLATE clamps
height adjustment


DE-G

37 HRC

maxWLL
12t

0-200 mm
max gripping range

to work in pairs




DE-GL

37 HRC

maxWLL
8,0t

0-420 mm
max gripping range

to work in pairs




DE-GPL

maxWLL
5,0t

0-420 mm
max gripping range

to work in pairs




DE-GPS

maxWLL
2,0t

0-200 mm
max gripping range

initial GRIP CAMM


to work in pairs



CLAMPS FOR SHEET METAL

PLATE clamp
corner vertical

DE-X




to work in pairs

maxWLL 1,5t

0-34 mm max gripping range

PLATE clamps
horizontal

DE-F



to work in pairs


37 HRC

maxWLL 3,0t

5-60 mm max gripping range

initial GRIP CMMW

DE-K



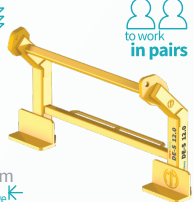
to work in pairs

maxWLL 2,0t

0-50 mm max gripping range

PLATE clamps
horizontal

DE-S




to work in pairs

maxWLL 20t

0-15 mm max gripping range

DE-H




to work in pairs

maxWLL 5,0t

0-120 mm max gripping range

DE-HN




to work in pairs

maxWLL 5,0t

0-100 mm max gripping range

DE-Z




maxWLL 5,3t

2000-1000 x 800-1500 mm

CRANE FORKS

CRANE FORKS

ES



maxWLL 3,0t

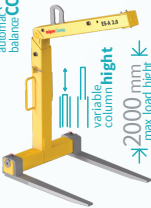
110 mm load COG offset

900 mm max fork spacing

980 mm fork length

1852 mm max load height

ES-A



maxWLL 5,0t

500 mm load COG offset

900 mm max fork spacing

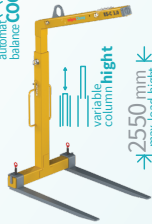
980 mm fork length

2000 mm max load height

variable column height

automatic balance COG

ES-C



maxWLL 2,0t

600 mm load COG offset

900 mm max fork spacing

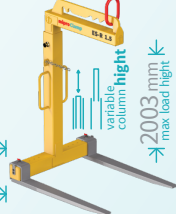
1200 mm fork length

2550 mm max load height

variable column height

automatic balance COG

ES-R



maxWLL 5,0t

500 mm load COG offset

900 mm max fork spacing

980 mm fork length

2003 mm max load height

variable column height

CRANE FORKS for two pallets

CRANE FORKS

ES-D

maxWLL 2,0t

automatic balance COG

x2
600 mm load COG offset

2x472 mm max fork spacing

1200 mm fork length

variable column height

2198 mm max load height

ES-F

maxWLL 2,0t

x2
600 mm load COG offset

2x472 mm max fork spacing

1200 mm fork length

variable column height

2198 mm max load height

ES-I

maxWLL 2,0t

600 mm load COG offset

1480 mm max fork spacing

1407 mm fork length

PLASTERBOARD

flippable HV

CRANE FORK for plasterboard

CRANE FORKS

ES-L

maxWLL 3,0t

600 mm load COG offset

900 mm max fork spacing

1180 mm fork length

variable column height

2003 mm max load height

ES-N

maxWLL 1,0t

1000 mm load COG offset

2300 mm max fork spacing

1500 mm fork length

variable column height

500 mm max load height

ES-T

maxWLL 2,0t

500 mm load COG offset

1000 mm max fork spacing

970 mm fork length

telescopic variable height

2700 mm max load height

ES-Y

maxWLL 4,0t

700 mm load COG offset

1700 mm max fork spacing

1842 mm fork length

1700 mm max load height

wheeled

CLAMPS FOR DRUMS

DRUM CLAMP vertical, rim hold

GB

initial GRIP CAMM

maxWLL 0,5t

0-24 mm gripping range

GB-D

maxWLL 0,36t

ø471-646 mm gripping range

GB-DK

maxWLL 0,36t

ø570-598 mm gripping range

GB-HF


maxWLL 0,5t

ø420-700 mm gripping range

CLAMPS FOR DRUMS

DRUM CLAMP
horizontal

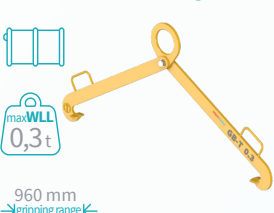
GB-L



maxWLL
1,0t

800-1000 mm
→gripping range←

GB-T



maxWLL
0,3t

960 mm
→gripping range←

GB-W




maxWLL
0,6t

850-1100 mm
→gripping range←

DRUM CLAMP
vertical, side hold

GB-B



maxWLL
0,35t

ø585 mm
→gripping range←


GB-O



maxWLL
0,5t

ø595-600 mm
→gripping range←

GB-OP



maxWLL
0,3t

ø400-600 mm
→gripping range←

GB-N

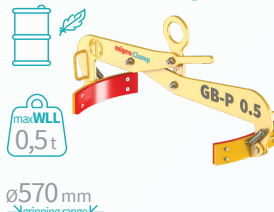


maxWLL
0,8t

ø574 mm
→gripping range←

DRUM CLAMP
vertical, rim hold

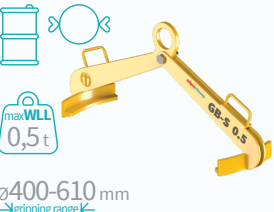
GB-P



maxWLL
0,5t

ø570 mm
→gripping range←

GB-S

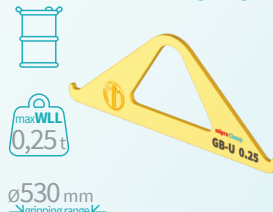


maxWLL
0,5t

ø400-610 mm
→gripping range←

DRUM CLAMP
vertical, lug hold

GB-U



maxWLL
0,25t

ø530 mm
→gripping range←

SPOOL & CABLE DRUM LIFTERS

LIFTERS
spool & cable drum


GR

ABN, BBN, CBN, DBN
EBN, FBN, HBN, IBN

maxWLL
13t

to work
in pairs

ø55-75 mm
gripping range




GR-C

maxWLL
1,5t

to work
in pairs


0-36 mm
gripping range



GR-D

maxWLL
2,5t

1100-1190 mm
gripping range



GR-E

maxWLL
0,6t

0-650 mm
gripping range




LIFTERS
spool & cable drum

GR-G

for reels with side
shipping holes

maxWLL
2,0t

340 mm
hole spacing

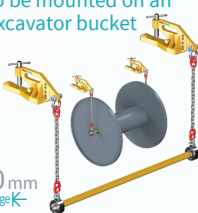


GR-H

to be mounted on an
excavator bucket

maxWLL
4,0t


0-1400 mm
gripping range



GR-I

maxWLL
0,5t


ø80 mm
central hole diameter



GR-J

maxWLL
0,15t

equipped with a belt
strap sling 180x150mm



LIFTERS
spool & cable drum

GR-K

maxWLL
10t

ø127 mm
central hole diameter



GR-KK

maxWLL
10t

ø127 mm
central hole diameter


2450 mm
gripping range



GR-M

maxWLL
1,6t


881 mm
gripping range



GR-N

maxWLL
1,6t

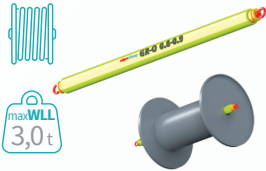
771 mm
gripping range



LIFTERS
spool & cable drum

SPOOL & CABLE DRUM LIFTERS

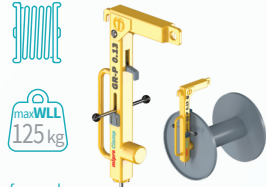
GR-O



maxWLL
3,0t

0-1200 mm
→gripping range←


GR-P



maxWLL
125 kg

for a reel:
Ø 500x375x56 mm

GR-R



maxWLL
0,6t

0-778 mm
→gripping range←

GR-S

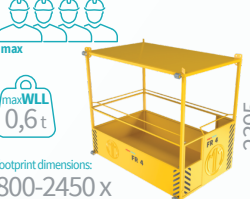


maxWLL
1,6t

Ø 400 mm
→gripping range←

ACCESS CAGES
crane suspended

FR



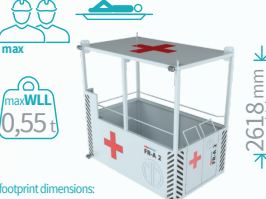
max
3 icons

maxWLL
0,6t

footprint dimensions:
800-2450 x
903-2553 mm

→2395 mm
max height←

FR-A




max
2 icons

maxWLL
0,55t

footprint dimensions:
2503 x 1503 mm

→2618 mm
max height←

FR-O




max
2 icons

maxWLL
0,3t

footprint dimensions:
Ø 700-1050 mm

→2280 mm
max height←

FR-R



max
3 icons

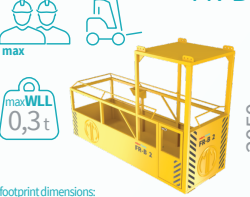
maxWLL
0,45t

footprint dimensions:
1453-1703 x 1003-1103 mm

→2411 mm
max height←

ACCESS CAGES
crane suspended

FR-B




max
2 icons

maxWLL
0,3t

footprint dimensions:
3131-1100 mm

→2050 mm
max height←

FR-W



max
4 icons

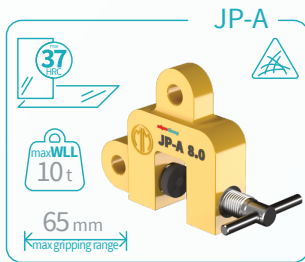
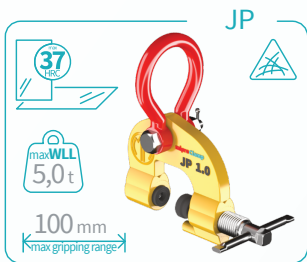
maxWLL
0,6t

footprint dimensions:
1483-3003 x
903-1503 mm

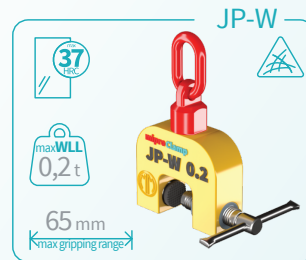



→2618 mm
max height←

SCREW CLAMPS FOR SHEET METAL

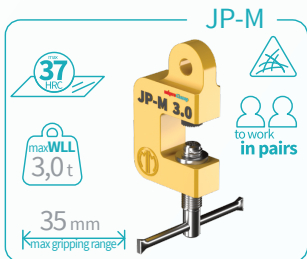
SCREW CLAMPS
universal



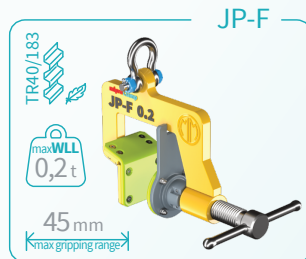
SCREW CLAMPS
vertical



SCREW CLAMPS
horizontal



SCREW CLAMPS
trapezoidal



SLING RACKS
universal

SLING RACKS

LV

maxWLL
0,5t

main
hangers
3x70kg

side
hangers
24x15kg

1590 mm
height

520x580 mm
dimensions

LV-T

maxWLL
0,64t

side
hangers
8x80kg

1648 mm
height

∅507 mm
dimensions

SLING RACKS
assembly kit

LV-K

maxWLL
1,5t

max 16+14
hangers
x70kg

1945 mm
height

2,5x1,0 m
dimensions

assembly
disassembly SET

LV-S

maxWLL
1,5t

max 16+14
hangers
x70kg

1800 mm
height

2,5x1,0 m
dimensions

assembly
disassembly SET

LV-W
wall mounted

maxWLL
1,0t

hangers
8x80kg




2050 mm
dimensions

assembly
disassembly SET


available in
cranePlex

CLAMPS FOR STRUCTURAL STEEL PROFILES


CLAMPS for pipes & round bars





CLAMPS for pipes & round bars



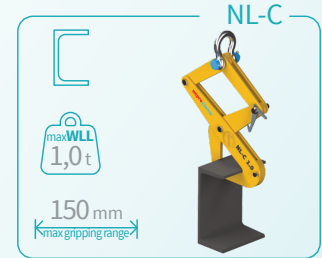
CLAMPS for round pipes



CLAMPS for round pipes



CLAMPS for C-beams



CLAMPS FOR STRUCTURAL STEEL PROFILES

CLAMPS for I-beams


NL-D



maxWLL 3,0t

500 mm
max gripping range

NL-M



maxWLL 5,0t

260 mm
max gripping range

NL-W




maxWLL 1,5t

16 mm
max gripping range

initialGRIP CAMMO

max 20 HRC

NL-Y




maxWLL 5,0t

45 mm
max gripping range

CLAMPS for I-beams

NL-Z



initialGRIP CAMMO

to work in pairs

maxWLL 1,0t

25 mm
max gripping range


NL-A



maxWLL 2,5t

750 mm
max gripping range

NL-P




maxWLL 0,7t

220 mm
max gripping range

CLAMPS for rectangular profiles

CLAMPS for steel sheet piles

NL-E




to work in pairs

maxWLL 2,5t

30 mm
max gripping range

NL-G




to work in pairs

initialGRIP CAMMO

maxWLL 1,4t

CLAMPS for HP profiles

NL-H



HP profile

maxWLL 6,0t

82,5 mm
max gripping range

CHAIN SLINGS
grade 12

CHAIN SLINGS

G12 CHAIN SLING

1- leg

Chain sizes:

7, 8, 10, 13 mm

maxWLL
8,0t



G12 CHAIN SLING

2- legs

Chain sizes:

7, 8, 10, 13 mm

maxWLL
11,2t



G12 CHAIN SLING

3- legs

Chain sizes:

7, 8, 10, 13 mm

maxWLL
17t



G12 CHAIN SLING

4- legs

Chain sizes:

7, 8, 10, 13 mm

maxWLL
17t



CHAIN SLINGS
grade 10

G10 CHAIN SLING

1- leg

Chain sizes:

5, 6, 7, 8, 10, 13,16,
19, 22, 26, 32 mm

maxWLL
40t



G10 CHAIN SLING

2- legs

Chain sizes:

5, 6, 7, 8, 10, 13,16,
19, 22, 26, 32 mm

maxWLL
56t




G10 CHAIN SLING

3- legs

Chain sizes:

5, 6, 7, 8, 10, 13,16,
19, 22, 26, 32 mm

maxWLL
85t



G10 CHAIN SLING

4- legs

Chain sizes:

5, 6, 7, 8, 10, 13,16,
19, 22, 26, 32 mm

maxWLL
85t



CHAIN SLINGS
grade 8

G8 CHAIN SLING

1- leg

Chain sizes:

5, 6, 7, 8, 10, 13,16,
18, 20, 22, 26, 32 mm

maxWLL
31,5t



G8 CHAIN SLING

2- legs

Chain sizes:

5, 6, 7, 8, 10, 13,16,
18, 20, 22, 26, 32 mm

maxWLL
45t



G8 CHAIN SLING

3- legs

Chain sizes:

5, 6, 7, 8, 10, 13,16,
18, 20, 22, 26, 32 mm

maxWLL
67t



G8 CHAIN SLING

4- legs

Chain sizes:

5, 6, 7, 8, 10, 13,16,
18, 20, 22, 26, 32 mm

maxWLL
67t



FLAT WEBBING SLINGS

FLAT WEBBING
slings

ZP-1 FLAT WEBBING SLING

1-leg

maxWLL
4,0t

120 mm
max tape width

WLL colour coding:
1t 3t 4t

ZP-2 FLAT WEBBING SLING

2-legs

maxWLL
5,6t

120 mm
max tape width

WLL colour coding:
1t 3t 4t

ZP-3 FLAT WEBBING SLING

3-legs

maxWLL
8,4t

120 mm
max tape width

WLL colour coding:
1t 3t 4t

ZP-4 FLAT WEBBING SLING

4-legs

maxWLL
8,4t

120 mm
max tape width

WLL colour coding:
1t 3t 4t

FLAT WEBBING
loop slings

ZP B-1 FLAT WEBBING SLING

**1-layer
loop/loop**

maxWLL
5,0t

300 mm
max tape width

WLL colour coding:
1t 3t 4t 8t 10t 12t 16t 20t

ZP B-2 FLAT WEBBING SLING

**2-layers
loop/loop**

maxWLL
10t

300 mm
max tape width

WLL colour coding:
1t 3t 4t 8t 10t

ZP B-4 FLAT WEBBING SLING

**4-layers
loop/loop**

maxWLL
20t

300 mm
max tape width

WLL colour coding:
1t 4t 8t 10t 12t 16t 20t

ZP C-2 FLAT WEBBING SLING

**2-layers
Link/link**

maxWLL
10t

300 mm
max tape width

WLL colour coding:
1t 3t 4t 8t 10t

FLAT WEBBING
endless slings

ZP A FLAT WEBBING SLING

endless

maxWLL
2,8t

60 mm
max tape width

disposable

ZP A-2 FLAT WEBBING SLING

**1-layer
endless**

maxWLL
10t

300 mm
max tape width

WLL colour coding:
1t 3t 4t 8t 10t

ZP A-4 FLAT WEBBING SLING

**2-layers
endless**

maxWLL
20t

300 mm
max tape width

WLL colour coding:
1t 4t 8t 10t 12t 16t 20t

ROUND WEBBING SLINGS

ZW-1 ROUND WEBBING SLING

1-leg
in **double** protective sleeve




maxWLL
10t

WLL colour coding:
1t 3t 4t
2t 8t 10t

ZW-2 ROUND WEBBING SLING

2-legs
in **double** protective sleeve



maxWLL
14t

WLL colour coding:
1t 3t 4t
2t 8t 10t

ZW-3 ROUND WEBBING SLING

3-legs
in **double** protective sleeve



maxWLL
21t

WLL colour coding:
1t 3t 4t
2t 8t 10t

ZW-4 ROUND WEBBING SLING

4-legs
in **double** protective sleeve




maxWLL
21t

WLL colour coding:
1t 3t 4t
2t 8t 10t

ZW ROUND WEBBING SLING

round
in protective sleeve



maxWLL
150t

WLL colour coding:
1t 3t
4t 6t

10, 12, 15, 20, 25, 30, 40,
50, 60, 80, 100, 120, 150t

WIRE ROPE SLINGS

WIRE ROPE slings
cylindrical ferrule

ZL-F1 WIRE ROPE SLING

1- leg

maxWLL
29t

aluminum
cylindrical
ferrule

2-52 mm

steel rope grade:
1770 or 1960

ZL-F2 WIRE ROPE SLING

2-legs

maxWLL
40t

aluminum
cylindrical
ferrule

2-52 mm

steel rope grade:
1770 or 1960

ZL-F3 WIRE ROPE SLING

3-legs

maxWLL
62t

aluminum
cylindrical
ferrule

2-52 mm

steel rope grade:
1770 or 1960

ZL-F4 WIRE ROPE SLING

4-legs

maxWLL
62t

aluminum
cylindrical
ferrule

2-52 mm

steel rope grade:
1770 or 1960

WIRE ROPE slings
cylindrical ferrule

ZL-F WIRE ROPE SLING

loop/loop

maxWLL
29t

aluminum
cylindrical
ferrule

2-52 mm

steel rope grade:
1770 or 1960

ZL-F1k WIRE ROPE SLING

loop/thimble

maxWLL
29t

aluminum
cylindrical
ferrule

2-52 mm

steel rope grade:
1770 or 1960

ZL-Fk WIRE ROPE SLING

thimble/thimble

maxWLL
29t

aluminum
cylindrical
ferrule

2-52 mm

steel rope grade:
1770 or 1960

ZL-FPp WIRE ROPE SLING

**sliding choker hook
loop/thimble**

maxWLL
29t

aluminum
cylindrical
ferrule

2-52 mm

steel rope grade:
1770 or 1960

WIRE ROPE slings
cylindrical ferrule

ZL-Fkh WIRE ROPE SLING

loop/thimble/hook

maxWLL
29t

aluminum
cylindrical
ferrule

2-52 mm

steel rope grade:
1770 or 1960

ZL-FO WIRE ROPE SLING

endless

maxWLL
29t

aluminum
cylindrical
ferrule

2-52 mm

steel rope grade:
1770 or 1960

ZL-1FO WIRE ROPE SLING

single loop

maxWLL
29t

aluminum
cylindrical
ferrule

2-52 mm

steel rope grade:
1770 or 1960

ZL-2FO WIRE ROPE SLING

double loop

maxWLL
29t

aluminum
cylindrical
ferrule

2-52 mm

steel rope grade:
1770 or 1960

WIRE ROPE SLINGS

WIRE ROPE slings
conical ferrule

ZL-Fv1 WIRE ROPE SLING

1-leg

maxWLL
19,1t

aluminum
conical ferrule

8-40 mm

steel rope grade:
1960

ZL-Fv2 WIRE ROPE SLING

2-legs

maxWLL
26,7t

aluminum
conical ferrule

8-40 mm

steel rope grade:
1960

ZL-Fv3 WIRE ROPE SLING

3-legs

maxWLL
40,1t

aluminum
conical ferrule

8-40 mm

steel rope grade:
1960

ZL-Fv4 WIRE ROPE SLING

4-legs

maxWLL
40,1t

aluminum
conical ferrule

8-40 mm

steel rope grade:
1960

WIRE ROPE slings
spliced wire

ZL-S1 WIRE ROPE SLING

1-leg

maxWLL
28,5t

steel rope grade:
1960

spliced wire
thimble

5-52 mm

ZL-S2 WIRE ROPE SLING

2-legs

maxWLL
40t

steel rope grade:
1960

spliced wire
thimble

5-52 mm

ZL-S3 WIRE ROPE SLING

3-legs

maxWLL
60t

steel rope grade:
1960

spliced wire
thimble

5-52 mm

ZL-S4 WIRE ROPE SLING

4-legs

maxWLL
60t

steel rope grade:
1960

spliced wire
thimble

5-52 mm

WIRE ROPE slings
stainless

ZL-FINK1 WIRE ROPE SLING

1-leg

maxWLL
4,95t

AISI 316
cylindrical ferrule

2-22 mm

stainless steel rope grade:
1570 (AISI 316)

ZL-FINK2 WIRE ROPE SLING

2-legs

maxWLL
6,95t

AISI 316
cylindrical ferrule

2-22 mm

stainless steel rope grade:
1570 (AISI 316)

ZL-FINK3 WIRE ROPE SLING

3-legs

maxWLL
10,4t

AISI 316
cylindrical ferrule

2-22 mm

stainless steel rope grade:
1570 (AISI 316)

ZL-FINK4 WIRE ROPE SLING

4-legs

maxWLL
10,4t

AISI 316
cylindrical ferrule


2-22 mm

stainless steel rope grade:
1570 (AISI 316)

WIRE ROPE STRANDS

WIRE ROPE strands
thimble


CL-F WIRE ROPE STRAND




aluminium cylindrical ferrule


 2-52 mm steel rope grade:
1770, 1960, 2160
 rope construction:
1x19, 6x7+NF, 6x7+IWRC, 6x19+FC, 19x7
6x19+IWRC, 6x37+FC, WS6x36+FC, 35x7
WS6x36+IWRC, 8x19+FC, 8x19xIWRC
 directions of rope's lay:
RHOL, RHLL, LHOL, LHLL


CL-Fv WIRE ROPE STRAND




aluminium conical ferrule


 8-40 mm
 steel rope grade:
1770, 1960
 rope construction:
6x19+FC, 6x37+FC, WS6x36+FC
 directions of rope's lay:
RHOL, LHOL

CL-S WIRE ROPE STRAND



spliced wire


 5-52 mm
 steel rope grade:
1770, 1960
 rope construction:
6x19+FC, 6x19+IWRC, 6x37+FC
WS6x36+FC, WS6x36+IWRC
 directions of rope's lay:
RHOL, LHOL

CL-FLE WIRE ROPE STRAND



flemish eye
steel conical ferrule


 6-52 mm
 steel rope grade:
1770, 1960
 rope construction:
6x19+IWRC, WS6x36+IWRC
 directions of rope's lay:
RHOL, LHOL

WIRE ROPE strands
swaged

CL-Zw WIRE ROPE STRAND



open swage socket


 6-52 mm
 steel rope grade:
1770, 1960
 rope construction:
6x19+IWRC, WS6x36+IWRC
 directions of rope's lay:
RHOL, LHOL

CL-Zs WIRE ROPE STRAND



swage sleeve


 6-52 mm
 steel rope grade:
1770, 1960
 rope construction:
6x19+IWRC, WS6x36+IWRC
 directions of rope's lay:
RHOL, LHOL

CL-Zo WIRE ROPE STRAND



swage eye


 6-52 mm
 steel rope grade:
1770, 1960
 rope construction:
6x19+IWRC, WS6x36+IWRC
 directions of rope's lay:
RHOL, LHOL

CL-Zg WIRE ROPE STRAND



swage thread stud


 6-52 mm
 steel rope grade:
1770, 1960
 rope construction:
6x19+IWRC, WS6x36+IWRC
 directions of rope's lay:
RHOL, LHOL

WIRE ROPE strands
poured with socket

CL-Ww WIRE ROPE STRAND



poured with socket


 6-52 mm steel rope grade:
1770, 1960, 2160
 rope construction:
6x19+FC, 6x19+IWRC, WS6x36+FC,
WS6x36+IWRC, 8x19+IWRC, 19x7, 35x7
 directions of rope's lay:
RHOL, RHLL, LHOL, LHLL

CL-Wo WIRE ROPE STRAND



poured with socket


 2-52 mm steel rope grade:
1770, 1960, 2160
 rope construction:
6x19+FC, 6x19+IWRC, WS6x36+FC,
WS6x36+IWRC, 8x19+IWRC, 19x7, 35x7
 directions of rope's lay:
RHOL, RHLL, LHOL, LHLL

CranePlex

Unit 17 Sapcote Trading Centre,
Powke Lane,
Cradley Heath B64 5QR

Phone: +44 1384 412746
+44 7749 497485

e-mail: sales@craneplex.co.uk
<https://craneplex.co.uk/>